



Extra **Practice** for

**for Victoria College of Music Students**

**'Grade I' Music Theory**


**(conforms with Victoria College of Music 2020 Syllabus)**

written by Rachel Billings

[www.aaronpublications.co.uk](http://www.aaronpublications.co.uk)



# Grade I - Paper A)

1 a) Name the following notes.



.....

.....

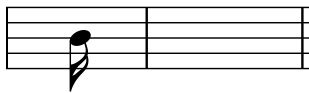
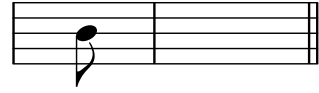

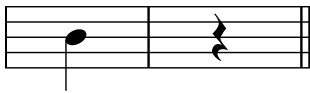


.....

.....

.....

2. Next to each note write a rest that has the same value. The first answer has been given.




3. Add a rest at each of the places marked \* to make each bar complete.




b) Name the key, as shown by the key signature .....

- 4 a) Write the time signature at the beginning of the piece  
 b) Circle two notes tied together.

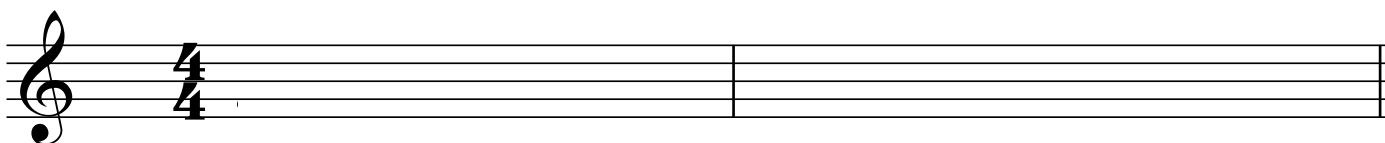


c) What is the name of the note under \* ? .....

5. Rewrite the following melody with the notes correctly grouped (beamed).  
 Add the missing bar-lines.



6. Write the key signature of D major in the correct place on the staff and then D major scale going down (descending). Use crotchet notes and begin on the fourth line of the staff.



- 7 a) Draw a circle around the higher note of each of these pairs of notes.



- b) In the following tune one sharp is written. How many notes are there which *sound* C sharp.



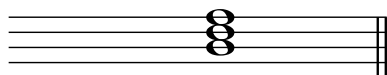
Altogether there are ..... C# s

8. Name the degree of the scale (e.g. 2nd, 3rd, 4th etc.) of the notes marked \*

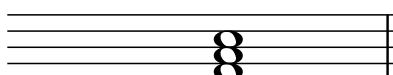


F major .....      .....      .....      .....      .....


9. Add the correct clef and key signature to form each tonic triad named.



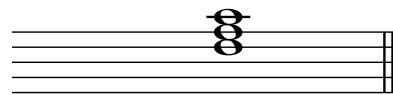
D major



F major



G major



F major



C major

10 a) Explain the meaning of:

Cantabile.....

Adagio .....

Da Capo .....

poco a poco.....


:|| .....  
 :|| .....

b) Write a two-bar rhythm as an answer to the given rhythm.




# Grade I - Paper B)


1. Write the following notes as semibreves (whole notes). The first answer is given.




A




C sharp




B flat



F natural




Middle C




E flat

2. Draw:


a) a **semibreve** in each **space** of the stave




b) a **crotchet** on each **line** of the stave





c) a **semiquaver** in each **space** of the stave





3. Add the missing bar-lines.



4. Complete each gap with *one* note to make the correct total value.

a)  =  +


a)  =  +


e)  +  =

b)  =


f)  =

5. Rewrite the following melody with the notes correctly grouped (beamed).  
Add the missing bar-lines.



6. Add the clefs and any necessary sharp or flat signs to make the scale named. Do not use a key signature.  
Draw a bracket (  ) over each pair of notes making a semitone.


G major



7. Rewrite the following melody using the key signature of F major. Leave out any unnecessary accidentals but remember to include any which may be needed.



F major



8. Look at this March by Tchaikovsky, and then answer the questions below.

(Andante)

a) i) This melody is written in a major key which has two sharps. Name the key .....

ii) Name the degrees of the scale (e.g. 2nd, 3rd etc.) underneath the notes at the places marked \_\_\_\_

ii) Draw a circle around an accidental.

b) i) What does the 4 in  $\frac{2}{4}$  mean? .....

ii) Complete the missing rest at each place marked \*

iii) Give the time name (e.g. crotchet or quarter note) of the *shortest* note .....

c) How many times does the rhythm  occur? .....

d) Give the meaning of each of these:

Andante .....

The dots above the notes (e.g. bar 6) .....

> .....

*pp* .....

 (bar 2) .....